



# Trends KITCHENS 2020

the *ThinkLiveBe* team



## What's Out?

Beige kitchens are totally out. The rustic Tuscan kitchen is now dated. Replace laminate counters with white stone or butcher block & say "No" to wood grain cabinetry. Tan tiles, beige granite and or backsplash are a huge "no-no" All things chrome are also out.

### Painting Cabinets White

While there's no denying the timeless appeal of an ultra-bright white kitchen, there are plenty of fantastic alternatives to take in for a more rich and intoxicating look.




*If old cabinets are painted white, they end up competing with others' new white cabinets. But, if you paint them a trending color, then they're not in competition with the others and what was a hindrance is now what makes them special.*

## What's In?

Instead of bright optic white, consider setting a moodier tone in your kitchen with alluring and unexpected color to create a more rich and nuanced look.

This is especially true if you are painting your cabinets. There are plenty of tutorials on YouTube to teach you the proper way to paint your cabinets - or you can hire a painter to do it for you.



Since you are painting/buying cabinets to sell your home you don't want to get too crazy with your color choices because you still want to appeal to the largest buyer pool aesthetic.

## Color Options



Blue and gray are trending now and will continue through the 2020's Most blue kitchen cabinets aren't cerulean or primary blue, but rather a gray-based navy making them more neutral in the kitchen, but still a fun color. As high-contrast looks gain popularity, it only makes sense that blue would come into play.



Contrast your painted cabinets with timeless white subway tile or a similar tile. The trend right now is to use a dark charcoal grout to make the tiles "pop".

The trends for cabinet hardware and sink fixtures are matte black, & antique brass with a minimalist style





# Trends KITCHENS 2020

the *ThinkLiveBe* team

## What's it Cost?



### **Emerald Urethane Trim Enamel**

A smooth and luxurious finish for cabinets, doors and trim, Emerald® Interior/Exterior Urethane Trim Enamel delivers a finish that withstands wear and tear and goes on in fewer coats.

1 Gallon: **\$92** One gallon will cover up to 400 SQ FT

Of course it's always less expensive to DIY it, but if you can't make it look great than hire a professional!

Additional items:

Sandpaper, 4" rollers and trays, tarp, rags: **\$50**



### **SUBWAY TILE (FLOOR & DECOR)**

FestivalBright White Ice Subway Ceramic Wall Tile  
3"x6"  
\$.15 each

Additional items:

This really depends on if removing old tile is necessary. We can help you estimate those costs



### **FAUCET AND HARDWARE**

These can drastically vary in price. You can find a quality faucet on Amazon for under \$100 and hardware that comes in a 30 pack for under \$50. Amazon is much cheaper than going to Lowes or HD and buying what they have on display  
Pictured: Faucet **\$65.99** Hardware: 30 pack **\$35.98**



## What if the whole thing needs to go?

### **IS IKEA WORTH IT?**

The short answer is: "It depends". I know that's not what you want to hear, but a lot of details need to be factored in. A basic 10x10 kitchen cabinet order from IKEA starts at about \$899 and can be as high as \$2,999... This is a small kitchen with basic cabinet layouts and includes nothing but cabinets. We recommend choosing shaker style white or gray if you're installing brand new cabinets.

-If you want to go in this direction, just ask us and we can help get you started.

## Oh yeah, about those floors...

If you need to cover up that old tile or linoleum there are vinyl floor planks purchased at HD called LifeProof. They come in over 75 styles and it's a simple job to DIY or for a handyman. The best part is that they lay right on top of your old floors so no demo is needed. Also, the only tool you need is a utility knife. Plus they're waterproof. About **\$3.00** a SQ FT

If you want to re-tile, go with dark gray and dark grout... remember no beige or tan!





# Trends FIXTURES 2020

the *ThinkLiveBe* team



## What's Out?

Rod iron, bubble glass, candelabras, frosted glass, chrome, & nickel are out. Tuscan and European flourishes are out. Industrial is on its way out. Sometimes, the biggest changes to your home décor are also the easiest.



Get rid of those outdated ceiling fans while you're at it



## What's In?

- LOTS of geometric shapes
- Gold, Brass & Black finishes
- Light and ethereal feel
- For EVERY room in the house

Geometric shapes are dominating all of the new looks and finishes. We are definitely heading toward a more modern view in lighting.



Older lighting fixtures often feature ornate metalwork. But in a modern home, the complex designs may not blend so well in a clean styled space. Homeowners are now opting for simpler and cleaner lighting designs that fit in perfectly among modern decors. The minimalism trend will become even more popular in 2020 as more low-profile fixtures enter the market. These fixtures focus on simple geometric designs, neutral soft colors and a prominence of form over extravagant aesthetics.



## Ceiling fans

Let's face it, ceiling fans can look dated depending on the overall look of a room. Newer fans are sleek, can disappear up into the ceiling and yet still cool a room. Find a fan with mixed textures of metal and wood with clean lines. Colors should be matte black and antique brass.



Search "Hunter ceiling fans"(top photo). This brand is affordable and has a lot of options.



*Prices vary: shopping on Amazon or Wayfair will give you more options and a better price than HD or Lowes*



Sometimes there are tiny jobs that people don't think about. These may be things that need to be fixed or replaced. Even those tiny jobs can add an aesthetic value when working in tandem with larger jobs.


## What's Out?

Biscuit or almond colored light switches wall plates and plugs. Plugs covered in paint & Toggle switches



## What's In?

White rocker switches. White squared outlets. Touch dimmers or smart outlets are possible but not necessary



## What's it Cost?

This is a very easy DIY job. If you're not comfortable working with electricity any handyman can help. If you go the DIY route you will be very happy with the price. A replacement plug + plate or switch + plate will run you about **\$3.00** each. Replace GFCI plugs with new GFCI plugs as well.

## What's Out?

Cheap, scratched, painted or non-working doorknobs. Painted hinges and plastic weather-worn house numbers & porch lights are also out.



## What's In?

These may seem unimportant, but the small details really stand out to buyers. Unless you have a Craftsman, Colonial or Spanish Revival style home, less is more and the trends all point to modern design.



**\$9-\$15**

Black or oil rubbed simple doorknobs are trending because they make the white doors pop. Avoid flourishes and multiple bevels. Match the hinges to the doorknobs and make sure all of the knobs throughout the house match.



**\$20-\$100**

The style of the front porch light should be decided on the style of home you have. Pre-1940: Craftsman style light. Pre-1970: mid-century modern style light. Anything after 1970: base the light style on the front door and hardware style.

Large metal numbers with a large clean font. Black, Brass, Copper, or nickel will work. Pick one that contrasts well with the paint.

**\$6-\$10 per #**





# Trends BATHROOMS 2020

the *ThinkLiveBe* team

## What's Out?

Beige bathrooms are totally out. The rustic Tuscan bath is now dated. Replace laminate counters with white stone & say "No" to linoleum. Tan tiles, beige rustic stone are out. Farmhouse trends are still in but fading.

Designers are moving away from hard, angular lines and instead leaning towards furniture and fittings in more flowing shapes.





## What's In?



Gray green and blue cabinets are in. Dark painted wood with white stone or marble counter tops are in. If you're doing a total remodel try to stick with the original layout. Moving things around can get pricey.



Gold is back and in subtle fashion. One simple way to introduce gold with restraint is to build it up gradually. Start with hard-wired fittings, perhaps a basin tap or light fixture, then layer on the accessories if it's not quite hitting the right note. Remember, you're seeking to elevate pared-back materials, rather than steal the show.

When in doubt with tile, sinks, tub or counter go white. And use color on the walls shower curtain or new claw-foot tub. Use daylight LED bulbs in your light fixtures to brighten it up.



Sometimes a total teardown is out of the question. Use your original tile as a strength by getting age appropriate fixtures.

Pedestal sinks like in the photo are around \$300 and better in a small space.



Refinishing the tub and tile is also an option. This can save you 75% of what it would cost for a total tear down. Go with white and splash the colors on the walls and accessories.

## What if the whole thing needs to go?

### IS IKEA WORTH IT?

The short answer is: "It depends". I know that's not what you want to hear, but a lot of details need to be factored in. On average, a no frills IKEA bathroom remodel comes in at \$4428.

-If you want to go in this direction, just ask us and we can help get you started.